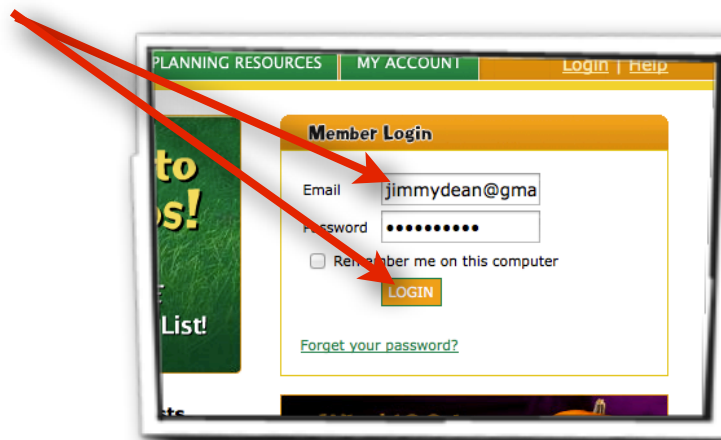
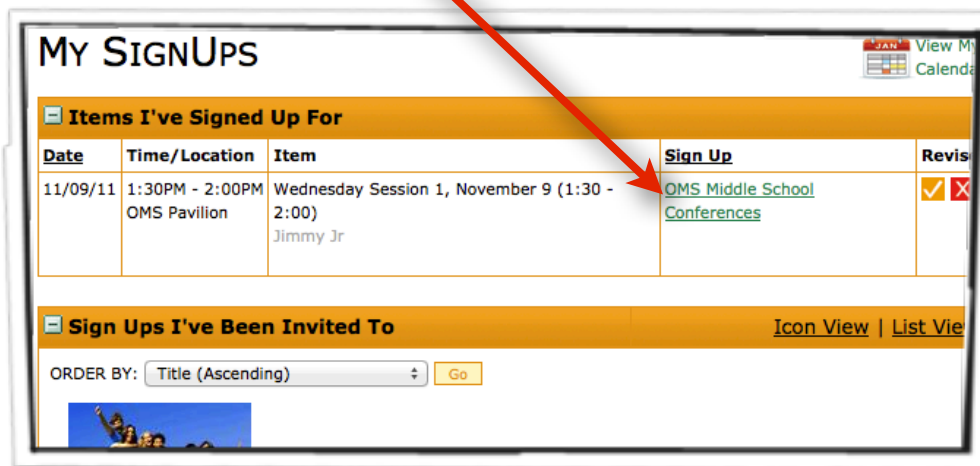


Instructions: How to Delete a Sign-Up

1. Go to www.signupgenius.com and log on by typing the email address and password you used when you signed up. Click on the "LOGIN" button.



2. Click on the "OMS Middle School Conferences" link in the Sign Up section of the "Items I've Signed Up For" table.



Date	Available Slot	
11/9/2011 (Wed. 1:30PM - 2:00PM)	Wednesday Session 1 (7) November 9 (1:30 - 2:00)	✓ Jimmy Dean Jimmy Jr EDIT DELETE
11/9/2011 (Wed. 2:00PM - 2:30PM)	Wednesday Session 2 (7) November 9 (2:00 - 2:30)	Sign Up

3. Click on the "DELETE" button underneath your name.

4. Click on the "YES - DELETE" button

OMS Middle School
OMS MIDDLE SCHOOL CONFERENCES

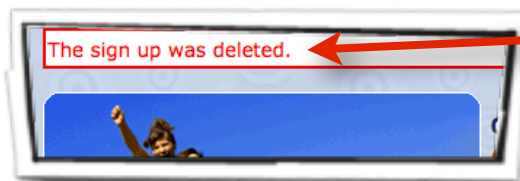
Are You Sure?

Are you sure you want to delete your sign-up for "OMS Middle School Conferences"?

11/9/2011 (Wed) 1:30PM - 2:00PM - Wednesday Session 1 - OMS Pavilion

This sign up will be permanently removed. There is no undo.

Send notification to the sign up administrator (OMS Coordinator) with the following comment:



5. If you are successful, you will see a message at the top of the sign-up sheet that states, "The sign up was deleted." Your name will no longer appear in on the sign-up sheet.

Available Slot	
Wednesday Session 1 (7) November 9 (1:30 - 2:00)	<input type="button" value="Sign Up"/>
Wednesday Session 2 (7) November 9 (2:00 - 2:30)	<input type="button" value="Sign Up"/>